

FREE URBAN HOMESTEAD STARTER KIT

Your step-by-step guide to sustainable living,
right at home in any space or budget.



**GROW YOUR
OWN FOOD**



**SAVE MONEY
EVERY DAY**



**LIVE MORE
SUSTAINABLY**



**BUILD SKILLS
FOR LIFE**



**FEEL GOOD
NATURALLY**

FREE URBAN HOMESTEAD STARTER KIT

Turn Your Home into a System That
Grows Food and Saves You Money

A simple, practical guide to help you start growing food,
saving money, and building a more sustainable
lifestyle—no matter your space

INSIDE THIS KIT



QUICK START PLAN



MONEY-SMART CHECKLIST



EASY PLANT GUIDES



WATERING BASICS



SIMPLE SOIL BASICS

WELCOME

CREATE YOUR LIFE. LIVE WITH PURPOSE.



You don't need more space.
You don't need more time.
You don't need more tools.

You need a system.

Most people try to grow food with random plants, random setups, and random advice—and end up wasting time and money.

THIS GUIDE GIVES YOU A SIMPLE WAY TO START:



ONE CLEAR SETUP

Start with what works for you.



ONE SIMPLE PLAN

A step-by-step path to follow



REAL RESULT

Grow food, save money, and build confidence.

WHAT YOU'LL DO TODAY

- 1 Choose your space
- 2 Pick your first setup
- 3 Avoid common mistakes
- 4 Take your first step



Progress starts today - not someday.

QUICK START PLAN

YOUR 1-HOUR QUICK START PLAN

Step 1: Choose Your Space



Indoor (lowest effort)
Windowsill, kitchen, shelf
Best for herbs and quick greens



Balcony or Deck (medium effort)
Containers, rail planters
Great for lettuce, herbs, tomatoes



Yard (highest return)
Raised beds or small garden
Best for full food production

Step 2: Pick ONE Starter System



OR



OR



Start small. Build momentum.

- ✓ 3 herb pots
- ✓ 1 container with greens
- ✓ 1 raised bed

Step 3: Take Action Today



- Fill container with soil



- Plant seeds or starter plants



- Water lightly



- Place in the right light



- ✓ Done is better than perfect
- ✓ Starting creates results

MONEY-SMART CHECKLIST

GROW MORE. SPEND LESS.



Avoid These Common Mistakes



- ✗ Buying plants before having a plan
- ✗ Using the wrong soil
- ✗ Overbuying tools
- ✗ Starting too big



Follow This Simple Approach






- ✓ Start with ONE system
- ✓ Use quality soil (not random dirt)
- ✓ Buy only what you need
- ✓ Expand after success



Make a Budget and Track Savings



	Containers:	\$20 - 40
	Soil:	\$10 - 20
	Plants or seeds:	\$10 - 20

 **Total:** \$40 - 80
 **Return:** ongoing food + savings

EASY PLANT GUIDES

START WITH THESE HIGH-RETURN PLANTS



Basil

- ✓ Fast-growing, easy, and used daily
- ✓ Perfect for indoor or outdoor



Lettuce

- ✓ Quick harvest and continuous cutting
- ✓ Ideal for containers



Green Onion

- ✓ Regrow from scraps again and again
- ✓ Extremely beginner friendly



Mint

- ✓ Grows easily and spreads
- ✓ Best kept in containers



Cherry Tomatoes

- ✓ High yield in small spaces
- ✓ Great return for effort

WATERING BASICS

ESSENTIAL GUIDE

Watering correctly is one of the most important skills for a thriving homestead.



THE GOLDEN RULE

Water deeply, but less often. This encourages strong roots and healthy, resilient plants.




AVOID OVERWATERING

Too much water suffocates roots and causes disease. Always check soil moisture before watering.



AVOID UNDERWATERING

Dry, wilted, or crispy leaves are signs you're your plants need more water. Consistency is key.



QUICK TIP

Stick your finger 1-2 inches into the soil. If it's dry, it's time to water.

SIMPLE SOIL BASICS

START WITH THE RIGHT SOIL

THE SIMPLE MIX




40% High-quality potting

30% Compost

20% Coconut coir

10% Perlite

ADJUST WHEN NEEDED



Too wet **➡** Add perlite

Too dry **➡** Add compost or coir



ONE RULE THAT MATTERS

Never use Yard dirt in containers

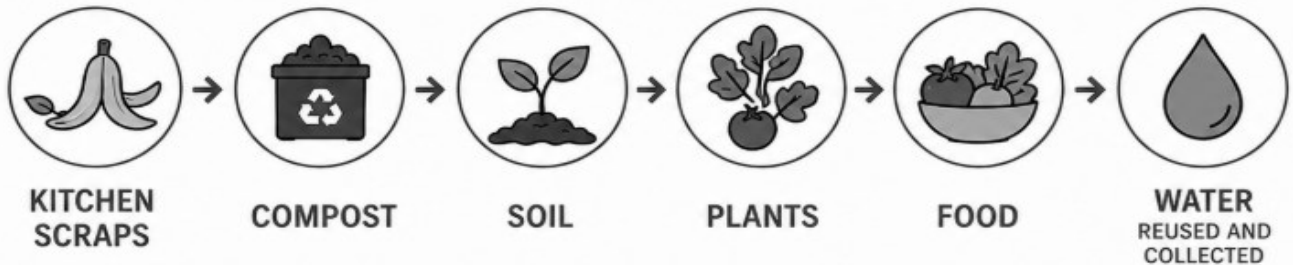


**GOOD SOIL = STRONG PLANTS =
BETTER RESULTS**

YOUR HOME AS A SYSTEM

YOUR HOME IS MORE THAN A SPACE
It can become a system that works for you.

THINK IN CONNECTIONS



WHEN IT WORKS TOGETHER



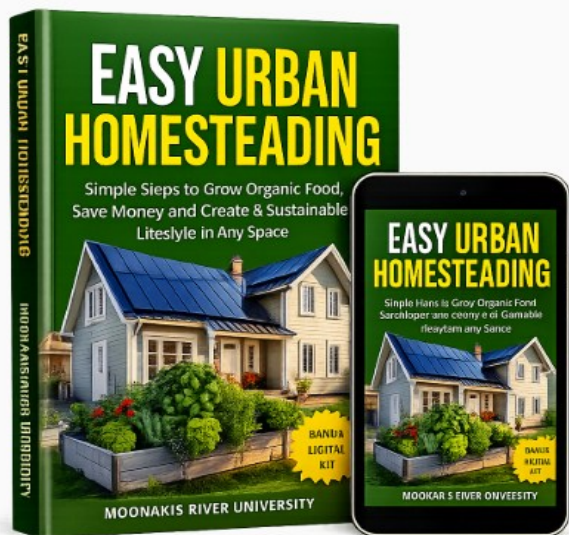
This is how your home starts paying you back.

Your Next Step

STARTS HERE

You've started something powerful.

The Starter Kit gives you the foundation. Now let's turn it into a system that works for your lifestyle.



GET THE FULL STEP-BY-STEP SYSTEM

Get the complete step-by-step plan to grow food, save money and build a home that pays you back.

[GET THE BOOK](#)

WANT A PLAN BUILT JUST FOR YOU?

Skip the guesswork. Get a personalized plan designed for your space, sunlight, goals, and lifestyle.

[GET YOUR PLAN](#)



Keep Growing!



Visit easyurbanlifestyle.com for more guides and next steps.